

STRUCTURE

Total Thickness	0.05 in.
N° of plies	2
Fabric	Polyester
Weft	Rigid
Weight	0.28 lbs/ft ²
Constant Temp. °F	-4 / 194
Intermittent Temp. °F	-13 / 230

1 Top cover	
Thickness	0.01 in.
Material	PU
Colour	White 00
Surface	Mat
Hardness	85 ShA

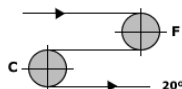
2 Internal cover	
Material	PU

3 Bottom cover	
Thickness	0 in.
Material	PU
Colour	Blue 06
Surface	Impreg AS
Hardness	0 Sh

TENSIONS lbf/in

Breaking load	571.01
Working load 1% elongation	39.97
Max. load at 1.5% elong.	57.1

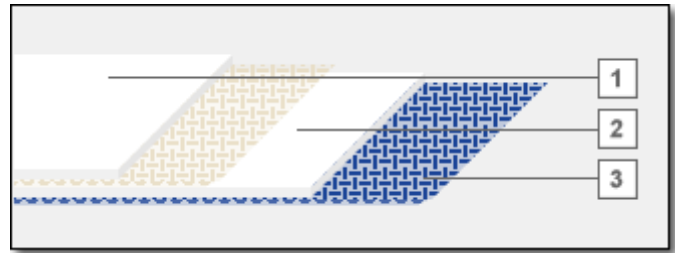
MIN. DRUM DIAMETER in.



Flexing [F]	0.39
Back flexing [C]	1.18

FASTENERS

25LL



PROFILES APPLICATION

Profiles on top cover	Yes
Profiles on bottom cover	Yes
Runer sidewalls	No

SPECIAL CHARACTERST.

- FDA** FDA Food
- EU** EU food (Regulation EU 10/2011)
- AsB** Antistatic Bottom Cover
- A** Animal oils & greases resistant
- V** Vegetal oils & greases resistant
- AB** Excellent abrasion resistance
- LF** Low friction
- BT** Antibacterial

SUPPORT SURFACE

Slider bed	Yes
Rollers	Yes
Troughed application	No

FRICTION COEFF. BOTTOM COVER

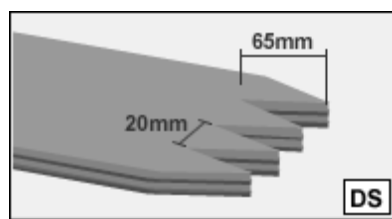
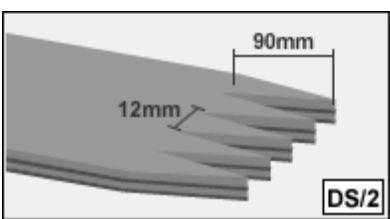
On steel Din/Est.	0.14 / 0.19
On wood Din/Est.	0.19 / 0.26
On plastic Din/Est.	0.14 / 0.23


REMARKS

Longitudinal splice	No
Max. manufacturing width	78.74 in.
Last Modified	07/05/2013

SPLICING PARAMETERS (Stratified fibreglass sheets, not metal)

Splice	Pressure PSI	Sup. Temp. °F	Inf. Temp. °F	Min time	Top cov. Flomil / Film	Intern. Flomil	Sheet
DS/2 (Recommend)	28.45	329	329	3	FILMC0904	-	18
DS	28.45	329	329	3	FILMC0904	-	2



 The splice parameters are for orientation only as they depend on the type of press and the thickness of the sheets used. We recommend carrying out a trial run with pieces of the same belt before splicing the belt itself.
Time starts when the press has reached the stated temperature.